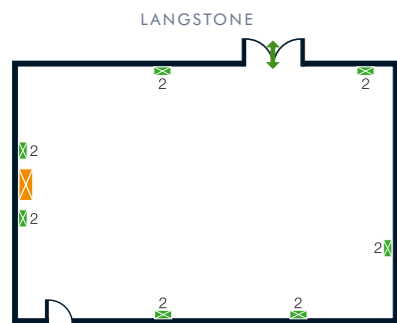
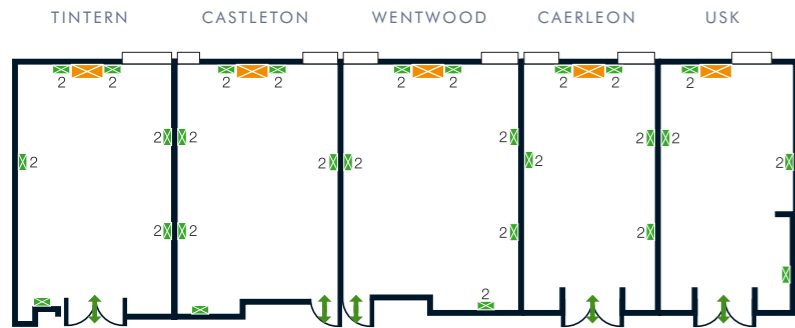
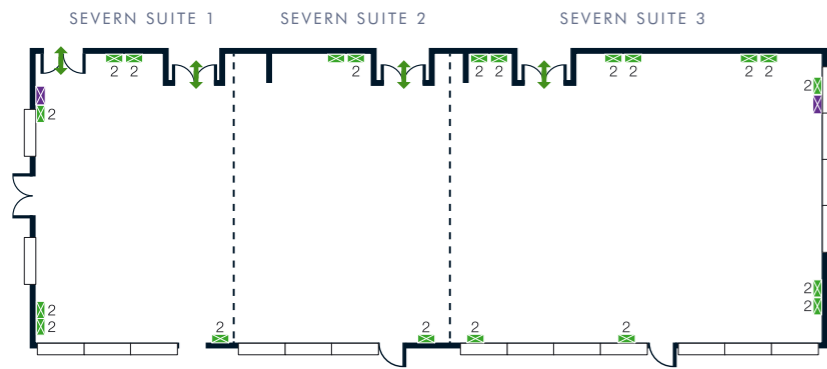









FLOORPLANS



- KEY**
-  Ethernet Port (wall)
 -  240v 13a Sockets (wall)
 -  Audio/Visual Panel (wall)
 -  3 Phase Power
 -  Door
 -  Access
 -  Window



CAPACITIES

	THEATRE	CLASSROOM	CABARET	BOARDROOM	U-SHAPE	BANQUET	DINNER DANCE	HOLLOW SQUARE	FLOOR	DIMENSIONS LxWxH(m)	ACCESS SIZE	NATURAL DAYLIGHT
CONFERRING ROOMS												
Severn Suite	300	150	150	140	110	240	180	—	Ground	28.0 x 9.0 x 3.4	2.0 x 1.4	•
Severn 1	70	30	28	24	22	60	—	20	Ground	7.0 x 9.0 x 3.4	2.0 x 1.4	•
Severn 2	70	30	28	24	22	60	—	20	Ground	7.0 x 9.0 x 3.4	2.0 x 1.4	•
Severn 3	120	60	50	60	50	120	—	40	Ground	14.0 x 10.0 x 3.4	2.0 x 1.4	•

	THEATRE	CLASSROOM	CABARET	BOARDROOM	U-SHAPE	BANQUET	DINNER DANCE	HOLLOW SQUARE	FLOOR	DIMENSIONS LxWxH(m)	ACCESS SIZE	NATURAL DAYLIGHT
MEETING ROOMS												
Caerleon	18	9	—	12	10	—	—	—	Ground	6.9 x 3.9 x 2.8	1.5 x 2.1	•
Castleton	24	12	—	16	15	—	—	20	Ground	7.3 x 5.09 x 2.6	0.9 x 2.1	•
Wentwood	24	12	—	16	15	—	—	20	Ground	7.3 x 5.09 x 2.6	0.9 x 2.1	•
Tintern	18	9	—	10	—	—	—	—	Ground	6.98 x 3.79 x 2.8	1.5 x 2.1	•
Usk	18	9	—	10	—	—	—	—	Ground	7.3 x 3.8 x 3.79	1.5 x 2.1	•
Langstone	80	40	40	40	20	50	—	30	Ground	11.64 x 7.11 x 3.3	1.8 x 2.1	•

